

2009 *Vista*[®]



50 years on the road

Since the first Winnebago Industries RV rolled off the assembly line 50 years ago, the RV lifestyle has grown from a curiosity to a phenomenon. We're proud to have led the way with innovative products, quality construction and a passion for customer satisfaction. Join all of us in the extended Winnebago Industries family as we celebrate 50 years of travel, tailgates and extended weekends.

Standard Graphics



STONE GRAY/MEDIUM BROWN/DARK BLUE

Deluxe Graphics



LIGHT AUTUMNWOOD METALLIC

Deluxe Graphics



DARK TITANIUM METALLIC



50 YEARS ON THE ROAD

Interior Decor

Choose from three fabric selections and one cabinet wood choice with satin nickel hardware.


MAIN	ULTRA-LEATHER	BEDSPREAD
ACCENT	CARPET	



BEECHNUT WITH AVAILABLE PUTTY ULTRALEATHER™



COPPER RIDGE WITH AVAILABLE BRIARWOOD ULTRALEATHER



SILVER ICE WITH AVAILABLE PUTTY ULTRALEATHER



SIERRA MAPLE



Get into it.

Step up to Class A comfort in the 2009 Winnebago Vista®. With three models offering a wide variety of amenities and options, including front and rear slideouts on both the 32K and the new 26P, your Vista will be a perfect fit. Each model gives you the option of the standard Ford® chassis or an available Workhorse™ chassis.

Beautiful Sierra Maple cabinetry provides plenty of storage in addition to the convenient tuck-away storage areas beneath the sofa and dinette. These two versatile furniture pieces also easily convert into comfortable beds. Sit back and watch the satellite-ready 19" LCD TV or upgrade to the available 32" LCD TV, shown here. Available UltraLeather™ cab seats add a touch of luxury and added comfort.

The full-featured galley includes a large pantry, spacious countertops and appliances such as a microwave oven, refrigerator/freezer, vented range hood and a three-burner range with an available oven.



BEDROOM A spacious bedroom includes a large wardrobe and incorporates underbed storage on the 26P and 32K.




BUNK BEDS The bunk beds in the 32K each include a storage shelf and can be equipped with 8.5" LCD monitors with DVD players and headphones.



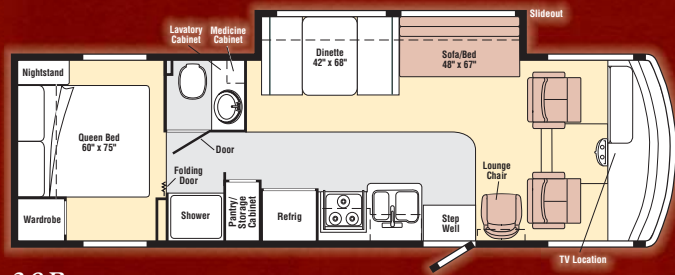
The **WEB** icon designates a Winnebago Industries Key Feature. For further in-depth information and photos, use the drop-down menu or click on the 'Key Features' page at gwinnebago.com.

2009 Vista® Floorplans

Dimensions shown are for sleeping space only and may vary due to styling differences. Dashed lines denote overhead storage areas. Floorplans and specifications are also available online at: gowinnebago.com



26P
new



30B



32K



SETUP IS A SNAP Enjoy more time outdoors with an available awning and a convenient service center that makes quick work of hookups and preparation. If you need a break from the heat, two high-efficiency, ceiling-ducted air conditioners (32K only) provide welcome relief. Smart Storage™ compartments, such as the side storage compartment on the 32K, let you bring along all of your gear, including large and bulky items. A winterization package comes standard for convenient, end-of-season prep and hydraulic jacks are available for easy leveling at the campsite. The durable fiberglass roof looks great for years; the perfect complement to the available deluxe graphics.

Weights & Measures

	26P	30B	32K
Length	26'10"	30'11"	33'
Exterior Height ¹	12'4"	12'4"	12'4"
Exterior Width ²	8'5"	8'5"	8'5"
Exterior Storage ³ (cu. ft.)	49.8	107.8	73.7
Awning Length	11'6"	16'	13'
Interior Height	6'8"	6'8"	6'8"
Interior Width	8'	8'	8'
Freshwater Capacity w/Heater ⁴ (gal.)	64	62	75
Holding Tank Capacity - Black/Gray ⁴ (gal.)	43/38	41/57	44/46
LP Capacity ⁵ (gal.)	18	18	18
Fuel Capacity (gal.)	75	75	75
GCWR ⁶ (lbs.)	26,000 ^A /22,000 ^B	26,000 ^A /22,000 ^B	26,000 ^A /26,000 ^C
GVWR (lbs.)	16,000 ^A /16,000 ^B	18,000 ^A /18,000 ^B	22,000 ^A /22,000 ^C
GAWR - Front (lbs.)	6,500 ^A /6,500 ^B	7,000 ^A /7,000 ^B	7,500 ^A /7,500 ^C
GAWR - Rear (lbs.)	11,000 ^A /10,500 ^B	11,000 ^A /12,000 ^B	14,500 ^A /14,500 ^C
Wheelbase	158 ^A /159 ^B	190"	208"

A Ford F53 Chassis

B Workhorse W16/W18 Chassis

C Workhorse W22 Chassis

2009 Vista® Specifications

Chassis

Ford® F53 Chassis

- 362-hp 6.8L Super Duty V10 SOHC Triton® engine
- TorqShift™ 5-speed automatic transmission
- 130-amp. alternator

Hydraulic brakes

4-wheel ABS

Trailer Hitch⁶: 5,000-lb. drawbar/500-lbs. maximum vertical tongue weight

7-pin connector

Stainless steel wheel liners

26P	30B	32K	Optional Equipment
<input type="checkbox"/>	<input type="checkbox"/>	<input type="checkbox"/>	Automatic leveling jacks
<input type="checkbox"/>	<input type="checkbox"/>	<input type="checkbox"/>	Spare tire
<input type="checkbox"/>	<input type="checkbox"/>	<input type="checkbox"/>	Workhorse™ W16 (26P)/W18 (30B) Chassis
			• GM Vortec™ 8.1L V8 340-hp engine
			• GM Hydramatic 4L85-E automatic 4-speed electronic transmission w/overdrive
			• 145-amp. alternator
<input type="checkbox"/>	<input type="checkbox"/>	<input type="checkbox"/>	Workhorse W22 Chassis
			• GM Vortec 8.1L V8 340-hp engine
			• Allison® 1000MH automatic 6-speed transmission w/overdrive and electronic control
			• 145-amp. alternator

- GM Vortec™ 8.1L V8 340-hp engine
- GM Hydramatic 4L85-E automatic 4-speed electronic transmission w/overdrive
- 145-amp. alternator

- GM Vortec 8.1L V8 340-hp engine
- Allison® 1000MH automatic 6-speed transmission w/overdrive and electronic control
- 145-amp. alternator

Cab Conveniences

Cab seats w/armrests, lumbar support, multi-adjustable slide/recline/swivel

AM/FM stereo w/CD

Chassis/house battery radio power switch

Tilt steering wheel

Cruise control

Map lights

Sunvisors

C.B. wire prep

26P	30B	32K	Optional Equipment
<input type="checkbox"/>	<input type="checkbox"/>	<input type="checkbox"/>	Rearview monitor system w/one-way audio
<input type="checkbox"/>	<input type="checkbox"/>	<input type="checkbox"/>	Power mirrors w/defrost

Interior

19" LCD TV

Amplified TV antenna system

DVD cable ready (front overhead TV)

Satellite system ready

Cab wraparound curtain

Pleated shades

Systems center (26P & 32K)

OnePlace® systems center (30B)

Roof vent

26P	30B	32K	Optional Equipment
<input type="checkbox"/>	<input type="checkbox"/>	<input type="checkbox"/>	32" LCD TV
<input type="checkbox"/>	<input type="checkbox"/>	<input type="checkbox"/>	Vinyl floor covering (excludes cab, slideroom floor and bedroom)

Galley

Laminate countertops

2-door refrigerator/freezer

Microwave oven

3-burner range top w/storage below

Vented range hood

Mini blinds

26P	30B	32K	Optional Equipment
<input type="checkbox"/>	<input type="checkbox"/>	<input type="checkbox"/>	3-burner range w/oven

Bath

Laminate countertop

Handheld showerhead

Skylight

Powered roof vent

Bedroom

Innerspring mattress

Foam mattress (bunk beds, 32K)

Pleated shades

26P	30B	32K	Optional Equipment
<input type="checkbox"/>	<input type="checkbox"/>	<input type="checkbox"/>	2 DVD players w/8.5" LCD monitors and headphones (bunk area)

Exterior

Automatic entrance door steps

Antenna jack

AC duplex outlet

Storage compartments

Mud flaps

26P	30B	32K	Optional Equipment
<input type="checkbox"/>	<input type="checkbox"/>	<input type="checkbox"/>	Patio awning
<input type="checkbox"/>	<input type="checkbox"/>	<input type="checkbox"/>	Ladder
<input type="checkbox"/>	<input type="checkbox"/>	<input type="checkbox"/>	Premium high-gloss skin

Heating & Cooling System

14,800 BTU roof air conditioner (26P & 30B)

Two high-efficiency roof air conditioners (32K)

30,000 BTU, low-profile furnace (26P & 30B)

35,000 BTU, low-profile furnace (32K)

In-floor ducted heat

Electrical System

AC/DC load center, DC fuses, 120V AC circuit breakers, 45-amp. converter/charger (26P & 30B)

AC/DC electrical distribution system, AC/DC breaker panel, 45-amp. converter/charger w/remote (32K)

30-amp. power cord

PowerLine® energy management system (32K)

4,000-watt Cummins Onan® MicroQuiet™ gas generator (26P & 30B)

5,500-watt Cummins Onan Marquis Gold™ gas generator (32K)

2 deep-cycle, Group 24 batteries

Battery disconnect system (chassis and coach)

Automatic dual battery charge control

Auxiliary start circuit

26P	30B	32K	Optional Equipment
<input type="checkbox"/>	<input type="checkbox"/>	<input type="checkbox"/>	50-amp. power cord

Plumbing System

Service Center: cable TV input, city water hook-up w/diverter valve, drainage valves, portable satellite dish hook-up, power cord

6-gallon water heater

LP tank

TrueLevel™ holding-tank monitoring system

Winterization Package: water heater bypass valve and siphon tube

Safety

Seat belts

Child seat anchor (forward facing dinette bench)

LP, smoke and carbon monoxide detectors

10 BC fire extinguisher

Ground fault interrupter

High-mount brake light

Warranty⁷

12-month/15,000-mile basic warranty,⁸
36-month/36,000-mile limited warranty on structure,⁸
10-year limited parts and labor warranty on roof skin⁸

- The height of each model is measured to the top of the tallest standard feature and is based on the curb weight of a typically equipped unit. The actual height of your vehicle may vary by several inches depending on chassis or equipment variations. Please contact your dealer for further information.
- Vista floorplans feature a wide-body design – over 96". In making your purchase decision, you should be aware that some states restrict access on some or all state roads to 96" in body width. Before making your purchase decision, you should confirm the road usage laws in the states of interest to you.
- The load capacity of your motor home is designated by weight, not by volume, so you cannot necessarily use all available space when loading your motor home.
- Capacities are based on measurements prior to tank installation. Slight capacity variations can result due to installation applications.
- Capacities shown are tank manufacturer's listed water capacity (W.C.). Actual filled LP capacity is 80% of listing due to overfilling prevention device on tank.
- Actual towing capacity is dependent on your particular loading and towing circumstances which includes the GVWR, CAWR, and GCWR as well as adequate trailer brakes. Please refer to the Operator's Manual of your vehicle for further towing information.
- See separate chassis warranty.
- See your dealer for complete warranty information.
- Optional
- NA Not Available

Not all items available in combination. See dealer for details.

Winnebago Industries® continuing program of product improvement makes specifications, equipment, model availability, and prices subject to change without notice. Comparisons to other motor homes are based on the most recent information available at printing.

Built Proudly by



NYSE listing: WGO

For Sales and Service Information Contact: